

SETTLED COLLECTION

COMBUSTION

Wood  
Gas  
Bioethanol

MATERIAL

Fiore di Bosco  
Sahara Nooir  
Oak Wood  
Walnut Wood

# nooir<sup>s</sup>



# noir<sup>s</sup>

CLOVER - CAMPFIRE BURNER



## AUTOMATIC BEV® BURNER

The BEV Technology® guarantees burning that is free of smoke, odor, or ash. Flue not required. This technology creates a flame by burning ethanol vapors, ensuring that the fire has no direct contact with the liquid fuel.



## REMOTE CONTROL

Easily control your fireplace with the handy remote. You're in charge of the flames. Go for one of 3 flame levels to adjust the ambience and coziness to your needs.



## AUTOMATIC REFILLING

The automatic pump communicates with the device, delivering the necessary amount of fuel. There is no risk of overfilling the tank or spilling the fuel.



## INTEGRATED CONTROL PANEL

Experience the ultimate convenience with the integrated control panel, featuring an intuitive design that lets you effortlessly adjust the flame height to create the perfect ambience.



## MOBILE APP

A fireplace controlled by an app offers the convenience of adjusting flame settings and ambience remotely, enhancing comfort and ease of use.



## DECORATIVE LOGS

Enhance your fireplace's aesthetic with our tray of new decorative logs, adding a touch of elegance and warmth to any room.

All product specifications and data are subject to change without notice and are believed to be accurate as of the date hereof. Shelter Fireplace Design Lda., its affiliates, agents, and employees, and all persons acting on its or their behalf (collectively, "Shelter Fireplace Design Lda."), disclaim any and all liability for any errors, inaccuracies or incompleteness contained in any document or in any other disclosure relating to any product. To the maximum extent permitted by applicable law, Shelter Fireplace Design Lda. disclaims any and all liability arising out of the application or use of any product. No license, express or implied, by estoppel or otherwise, to any intellectual property rights is granted by this document or by any conduct of Shelter Fireplace Design Lda. Customers using or selling Shelter Fireplace Design Lda. Products not expressly indicated for use in such applications do so entirely at their own risk and agree to fully indemnify Shelter Fireplace Design Lda. for any damages arising or resulting from such use or sale. The provided fuel consumption is based on laboratory testing on the lowest flame level. The actual consumption of individual devices may vary. The images are indicative only.

nooir<sup>•s</sup>

OAK WOOD AND FIORE DI BOSCO



Model	Dimensions (mm)	Code	Combustion	Technical Info
Nooir	W: 2400 mm	NO 09 13 B 23	Bioethanol	Automatic
Oak Wood	H: 450 mm			BEV <sup>®</sup> Ethanol Burner
Fiore di Bosco	D: 650 mm			Burn time: 7.15 hrs Capacity: 5.8 L Heat: max. 7.0 kW Room size: min. 70 m³

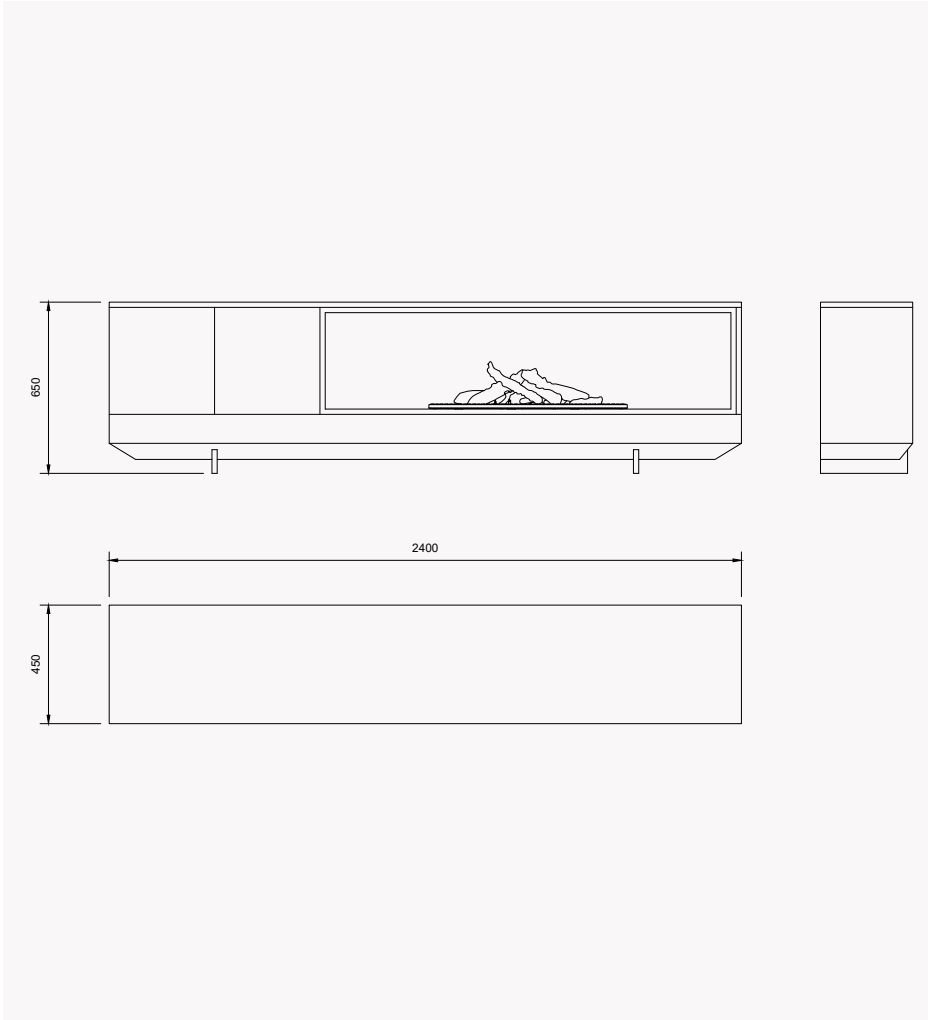


nooir<sup>•s</sup>

WALNUT WOOD AND SAHARA NOOIR





Model	Dimensions (mm)	Code	Combustion	Technical Info
Nooir	W: 2400 mm	NO 08 10 B 23	Bioethanol	Automatic
Walnut Wood	H: 450 mm			BEV <sup>®</sup> Ethanol Burner
Sahara Nooir	D: 650 mm			Burn time: 7.15 hrs Capacity: 5.8 L Heat: max. 7.0 kW Room size: min. 70 m³



# nooir<sup>s</sup>

CLOVER - CAMPFIRE BURNER

TECHNICAL DRAWING   [DOWNLOAD 2D](#)   [DOWNLOAD 3D](#)

Material	Code	Burner	Technical Info
 OAK WOOD	NO 09 13 B 23	3 Stage flame height	Burn time: 7.15 hrs
 WALNUT WOOD	NO 08 10 B 23	Mobile app control	Capacity: 5.8 L
		Remote control included	Heat: max. 7.0 kW
		SHS compatible	Room size: min. 70 m3
		Automatic refill system	Weight 21 kg
		CO2 sensor	Power supply 230 V
		Ceramics logs included	Bioethanol 95 - 96,6%
		Woodchips included	Indoor use only

Control Options

Shelter APP



included



included



optional



Control the fire with your smartphone

All product specifications and data are subject to change without notice and are believed to be accurate as of the date hereof. Shelter Fireplace Design Lda., its affiliates, agents, and employees, and all persons acting on its or their behalf (collectively, "Shelter Fireplace Design Lda."), disclaim any and all liability for any errors, inaccuracies or incompleteness contained in any document or in any other disclosure relating to any product. To the maximum extent permitted by applicable law, Shelter Fireplace Design Lda.. disclaims any and all liability arising out of the application or use of any product. No license, express or implied, by estoppel or otherwise, to any intellectual property rights is granted by this document or by any conduct of Shelter Fireplace Design Lda. Customers using or selling Shelter Fireplace Design Lda. Products not expressly indicated for use in such applications do so entirely at their own risk and agree to fully indemnify Shelter Fireplace Design Lda. for any damages arising or resulting from such use or sale. The provided fuel consumption is based on laboratory testing on the lowest flame level. The actual consumption of individual devices may vary. The images are indicative only.